




Student Achievement Standards 2017

| Metric |  |  |  | 2016-2017 |
|--------------------------------|---|--|---|-----------|
| | Institution Set Minimum Standard | Institution Set Standard | Institution Set Goal | |
| Student Course Completion Rate | 73% | <u>75%</u> | 77% | 74% |
| Student Retention Percentage | 88% | <u>90%</u> | 92% | 88% |
| Student Degree Completion | 287 | <u>313</u> | 325 | 326 |
| Student Transfer to Four year | 155 | <u>182</u> | 200 | 208* |
| Student Certificate Completion | 45 | <u>55</u> | 62 | 71 |