

Mendocino College
Excellence in Education & Service

LOG IN | MAIN MENU | CONTACT US

Guests

Welcome Guest!

Students and employees must LOG IN
Don't know your ID or Password? Click LOG IN for help.

After logging in, click the appropriate menu on the right to access WebAdvisor functionality

[Click here](#) to apply online.
[Click here](#) to learn more about WebAdvisor
[Click here](#) to return to the Mendocino College home page.

Help Desk Services available at (707) 468-3101
Monday - Friday 9am to 5pm

LOG IN | MAIN MENU | CONTACT US

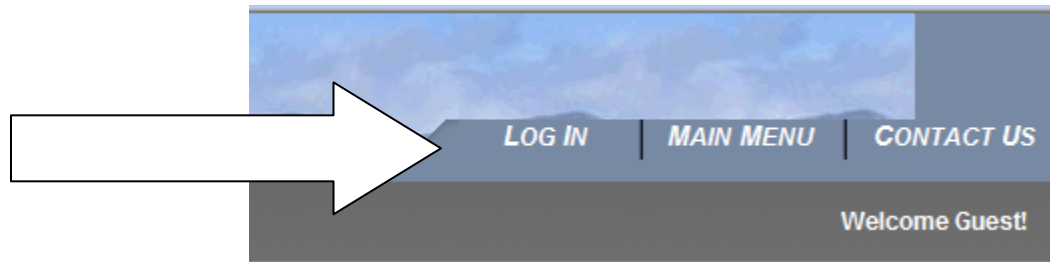
WebAdvisor^{3.1}
POWERED BY DELTAEL

Mendocino College Log in Information for Students

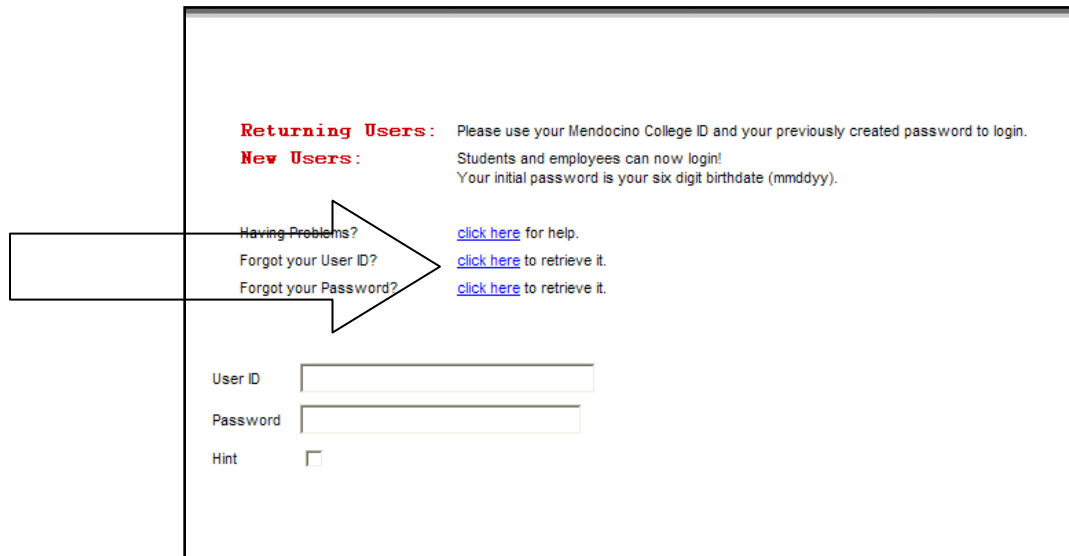
Notice for users of Mendocino College WebAdvisor:

To use Mendocino College Web Advisor you must have a user ID and password set by our system. If you have not attended Mendocino College **during the previous two semesters** or if you filled out an application within **the last 24 hours** (M-F), you may not be active in our online system

1. Click log in to get started.



2. First time users: To retrieve your User ID click here:



A screenshot of the Mendocino College WebAdvisor login page. The page is white with a black border. It contains the following text:

Returning Users: Please use your Mendocino College ID and your previously created password to login.

New Users: Students and employees can now login!
Your initial password is your six digit birthdate (mmdyyy).

Having Problems? [click here](#) for help.

Forgot your User ID? [click here](#) to retrieve it.

Forgot your Password? [click here](#) to retrieve it.

User ID

Password

Hint

A large white arrow points from the left towards the "Forgot your User ID?" link.

3. First time users: Enter your last name and Social Security number or your last name and new Colleague ID number. Click Submit at the bottom of the screen.

GUESTS

In order to retrieve your User ID you must fill in your last name and one of the two additional identifying numbers.

* = Required

Last Name *

SSN


OR

College ID

Your user ID will be displayed. (Username and password are case sensitive)

If a message appears indicating that you are not in the system, your application may not yet have been entered. It takes 24 hours to upload your online application to our database. **If it has been more than 1 business day since you applied, please contact 707-468-3101 for assistance.**

4. Once you retrieve your User ID, go back to Log In.



Your initial password will be your 6 digit date of birth.

For example, if you birthday is October 31, 1986, your password will be 103186

5. Enter your User ID and password.

Click submit.

Your User ID will always remain the same, but you must now change your password.

Please follow the password instructions and Click Submit.

A screenshot of a 'Change Password' form. The form has a title 'Change Password' and a red message: 'Your password has expired. Please choose a new password.' Below this are 'Password instructions': 'Password must contain 6-9 characters', 'Password must contain at least 1 letter', 'Password must ALSO contain at least 1 number', and 'The password hint cannot contain the same text as the password itself'. There are five input fields: 'User ID', 'Old Password', 'New Password', 'Confirm Password', and 'Hint'. A 'SUBMIT' button is at the bottom right.