




| Metric                                |  |  |  | 2024-2025 |
|---------------------------------------|---|--|--|-----------|
|                                       | Institution Set Minimum<br>Lowest in 3 years                                      | Institution Set Standard<br>3 Year Average   | Institution Set Goal<br>Highest in 3 years   |           |
| Student Course Completion Rate        | 73%   | <u>75%</u>   | 77%  | 75%       |
| Student Retention Percentage          | 88%   | <u>90%</u>   | 92%  | 89%       |
| Student Associate Degree for Transfer | 85  | <b>89</b>  | 96   | 85        |
| Student Associate Degree              | 178   | <b>185</b>   | 196  | 207       |
| Student Certificate Completion        | 34  | <b>39</b>  | 46   | 56        |
| Student Transfer to Four year         | 112   | <b>115</b>   | 121  | 129       |
| Transfer Level English and Math       | 51  | <b>58</b>  | 68   | 74        |
| 9 or more CTE Units                   | 501   | <b>509</b>   | 517  | 671       |
| *Regional Living Wage                 | 616   | <b>643</b>   | 684  | 730       |